

Badlands

Owner's Manual

2007

Unconditional Lifetime Warranty

We challenge you to find any company in any industry that stands behind their products like we do. Badlands offers the only UNCONDITIONAL LIFETIME WARRANTY you will find. No excuses, no B.S. It does not matter who's fault it was, we will fix it for free forever to the best of our ability. If it is our fault we will promptly replace it. If it is not the best piece of equipment you have ever owned we will give you back your money—no questions, no kidding.

Badlands
753 W. 1700 S.
Salt Lake City, UT 84104
1.800.386.7839
www.badlandspacks.com

Table of Contents

Introduction	1
Performance, Quality, Comfort	1-2
Warranty	2
Suspension	3
Frame System	4
Care and Feeding of Your Pack	6
Waterproofing Your Pack	8
Adjusting & Fitting Your Pack	9
Internal Frames	9
No Internal Frames	12
FAQs	13
Load Your Pack Properly	14
Hydration	16
The Badlands Packs	18
Nano	18
Monster Fanny	19
Superday	21
Hypervent	23
Diablo	24
Ultra Day	26
2200	27
2800	29
4500	31

I n t r o d u c t i o n

First off we would like to commend you on your keen sense of value and quality, also your ability to hide credit card receipts from your spouse.

You have just purchased the finest hunting pack on the market, and since it will last you for the rest of your life, we thought it would be a good idea for you to get acquainted with its features.

So what exactly sets Badlands apart from all the others? Four things: **PERFORMANCE, QUALITY, COMFORT AND WARRANTY.** Oh yes and let's not forget **INNOVATION, DURABILITY, CUSTOMER SERVICE, SUPERIOR DESIGN,** so maybe a few more than four.

PERFORMANCE

No other pack company on the planet understands the dynamics of carrying large loads better than Badlands. Our packs are designed to work with your natural center of gravity, allowing you to effectively haul anything you need through the most technical terrain you can find.

QUALITY

We encourage you—OK we outright plead with you to look thoroughly throughout our packs and those of other companies, compare them stitch for stitch.

Start where it really counts—the inside. Do those other companies seal and tape every seam on the pack ? Do they use Kevlar thread in high stress areas? Do they run all their webbing straps through at least two seams? We could go on forever, but once you start looking closely you will understand what we mean.

COMFORT

If a pack does not allow you to carry your gear comfortably all day long, what's the point ? You might as well throw everything in a burlap sack and sling it over your shoulder. Well nobody wants no stinkin' burlap. That is why all of our packs incorporate state-of-the-art molded foam suspensions that contour to every curve of your body, providing you with the best fit possible. Better fit means better circulation. Better circulation means more energy. More energy leads to better job performance on Monday. Better job performance leads to pay raises, and pay raises lead to more love and admiration from friends and family. See how it all ties together? (You can thank us later).

WARRANTY

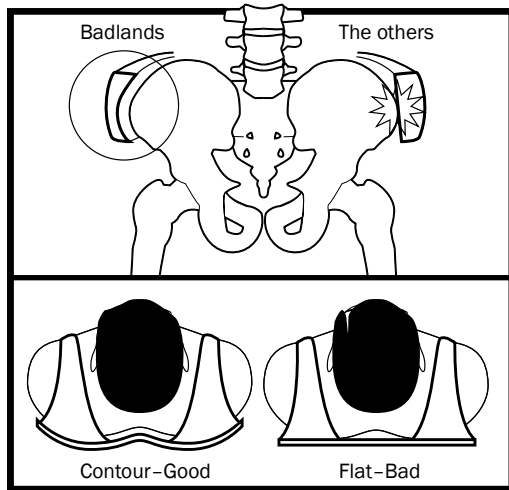
We challenge you to find any company in any industry that stands behind their products like we do. Badlands offers the only UNCONDITIONAL LIFETIME WARRANTY you will find. No

3 Introduction

excuses, no B.S. It does not matter who's fault it was, we will fix it for free forever to the best of our ability. If it is our fault we will promptly replace it. If it is not the best piece of equipment you have ever owned we will give you back your money—no questions, no kidding.

SUSPENSION

Your Badlands pack is the result of 12 years of R&D in the field and design room. We are constantly experimenting with the newest and most cutting-edge materials available. The few that meet our unbelievably high standards are combined with the best design and manufacturing techniques known to man.



Our pack suspensions are produced with a proprietary foam formula, which has very high levels of a substance called EVA. It is the additive which gives foam its ability to hold a set. The more EVA the better it conforms to your body, and the better it conforms to your body the better the packs performance will be.

Trust us when we tell you that “no other pack company in the world even thinks about these issues.” Hold up your new pack and notice the curves (mmmm, curves) in the foam. These are not just randomly placed for aesthetics but

are based on countless plaster molds we have made of people's bodies, which may sound a bit weird, however, it is the best way possible to truly understand the human form.

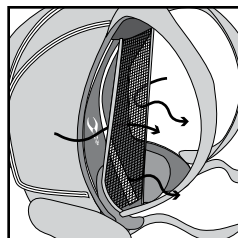
When designing our packs we emulated these shapes in order to produce a carry system which would not ride on top of your body, but would contour around it perfectly.

If you are one of those bodies that gravitates toward products that represent the latest in design technology, or you just sweat a lot, you probably chose one of our new Hypervent Series. This suspension bridges the gap between the cool venting characteristics of an external frame pack with the comfort and performance of an internal frame. This system will also contour perfectly to your body while simultaneously dousing your back with fresh cool air.

FRAME SYSTEM

There are only certain parts of the body that were designed to carry weight efficiently; the hip bones being the best of those. That is why all Badlands packs were designed to transfer loads, not to your spine, but around your waist where it belongs. The most effective way to accomplish this is with an internal frame system, which acts as a secondary spine, thus taking the pressure off of yours. This is good news since most spinal injuries are compression oriented.

You can quickly see what we mean by trying on your pack with a load of about 15 to 20 pounds and pulling on the load lifter straps. Magically the shoulder straps will come off your shoulders, and the load will be transferred to your



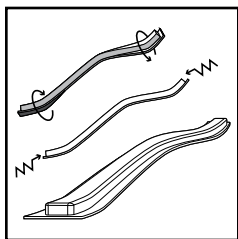
5 Introduction

hips. We will cover the adjustment of your pack later in this manual. (Please note: only pack models equipped with internal frames have the Load Lifter Feature).

Other Badlands models utilize a frame made from T-6 aircraft quality aluminum (2200 series and 2800 series) which can be easily formed to fit your unique shape.

For you trouble makers who say “go big or go home” and chose our 4500 series: all we can say is “welcome player.” Since we knew the person who owns this pack had full intentions of coming home with far more weight than they left with, we equipped it with a frame made from poly carbonate, pound for pound some of the strongest material in the universe.

It is molded into an “I-Beam shape,” which provides a phenomenal amount of longitudinal stiffness and allows for a great deal of torsional flex as well. It is the closest replication of the human spine we have found.



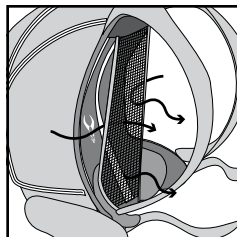
With some of our smaller day packs, having an internal frame is simply overkill (even for us), so we have equipped them with ergonomically designed hip belts and shoulder straps to bare the burden.

Our philosophy is and always has been, “the suspension is the most important part of any back pack.” All the pockets in the world mean nothing if the pack carries like garbage. So, next time your buddy shows up at camp with a camo book bag and tries to tell you what a great pack he has because it has a pocket for his tooth brush and hair gel, just nod your head in

a condescending manner and keep setting up your tent.

Heat exhaustion and dehydration (we will cover hydration later) are the quickest ways there are to drain your body of its energy. That in mind, all Badlands packs were designed with extensive venting abilities. Some models go so far that we dubbed them the “Hypervent Series.”

These packs utilize a concave frame system which allows cool air to constantly flow between you and the pack. Other models perform very effectively through a series of perforations and molded vents. Which ever pack you chose, you were right.



Care & Feeding of Your Pack

Just because you now own the toughest pack ever made, it does not mean you should neglect it. Like with all equipment, salt, mud and dirt will accelerate the aging process, wear out zippers and will cause the fabrics to be less supple and quiet. Even though we will fix these obvious abuses for you at no charge, that is not going to help you in the field if something fails. Even though our warranty is the best there is,

7 Caring For Your Pack

it does not cover air lifting a seamstress and a sewing machine to your camp. However, if you happen to have a very long extension cord (say 5 miles long) we will discuss the possibilities.

With this in mind, when the season is over, place your pack in the tub with warm water and some sent free laundry detergent and let it soak for a while. Rinse it and hang it upside down so it can air dry. This is the perfect time to inspect the pack for any lose strap or signs of problems.

DO NOT PLACE YOUR PACK IN THE WASHING MACHINE OR THE DRYER.

Your Badlands pack has an extremely honed survival instinct, and believe us—in a fight the washer will lose every time.

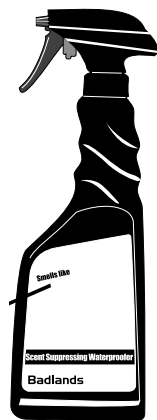
STORING YOUR PACK

After each time the pack is used, turn it upside down and shake out all the crumbs and other remnants of all things edible. During a long cold winter, mice will smell those little morsels. (FYI, we only have one documented case were a mouse has unzipped the pack to enter.) Once again any holes chewed in the pack will be fixed for free, but we require you to track down the vermin that caused the damage and pull out all of his teeth and send them to us, which can be quite time consuming.

Waterproofing Your Pack

If you have not yet noticed you have purchased a Badlands pack, which right out of the chute means you have a piece of equipment that was designed with every contingency and possible scenario taken into consideration. However, unless it is made of rubber nothing is water proof forever. Meaning, if it is sewn as packs are, they will eventually absorb water through the seams and zippers, even though they have all been sealed and taped. The reason why is that the threads used to hold it together act like small wicks, which absorb water and eventually soak through to your gear. In our experience, you have about a three hour window of heavy rain until this occurs. About 50 times longer than most other packs.

So what about the other 5 hours? We thought you might ask. Since this has been one of the most common questions we get, we decided to do something about it. In the past you had to go to the shoe department and purchase a waterproofing spray, this worked fine, however it left your pack smelling like some third world chemical plant (a smell which happens to



9 Adjusting & Fitting Your Pack

leave most deer and elk scratching their heads and wondering “how could someone be so stupid?”)

Not wanting to be the laughing stocks of the antlered world, we developed a new water proofing spray which has no chemicals and actually smells like dirt. Just spray it on your pack and voilà. It masks any scent your pack may have, while keeping your gear dry. It also works nicely on clothing and boots. Shameless plug? You bet it is, and the Badlands spray is available at any of our dealers. So next time somebody says you smell like a “dirt bag” you can thank us.

Adjusting & Fitting Your Pack

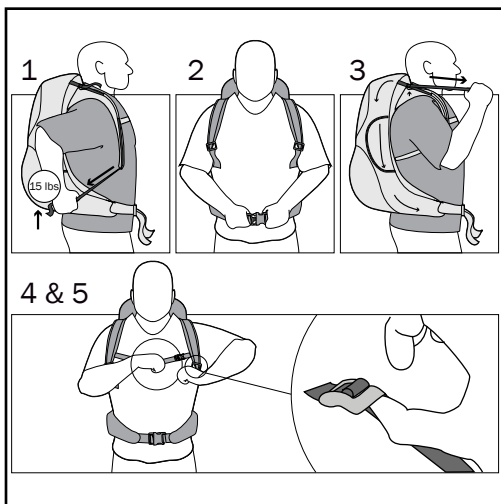
A pack is like anything else you wear on your body. It must fit correctly in order to be comfortable. Follow these guidelines carefully to ensure that each strap and buckle is adjusted accordingly, and it will pay huge dividends.

FITTING YOUR PACK IF IT HAS AN INTERNAL FRAME: (4500, 2200, 2800, HYPERVENT MODELS)

Step One: Load your pack with 10 to 15 lbs..

This will allow the pack to sit firmly on your body and will provide you the most accurate representation of how it will carry in the field.

Step two: Throw the pack on and pull the shoulder strap adjustment straps (1) downward at about a 30 degree angle- backwards (see diagram). This will cause the hip belt to rise on your body. Once the center of the belt is level with your hipbones (or as they call it in the medical community, “your iliac crest”) stop pulling and buckle up the hip belt. (2)

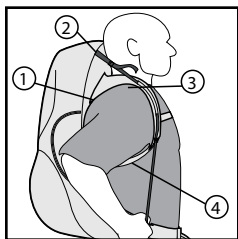


Step three: Reach behind your head at about the height of your ears and pull the load lifter straps snugly towards you (3). **Note:** this is a key step in the performance of your pack, as it engages the frame and causes the load to be transferred to your hips. These straps are also responsible for stabilizing the pack, as well as pulling it into your natural center of gravity.

When you do this you should feel the top of the shoulder straps lifting off of your body, and there will be a small gap between the straps and your shoulders. Fear not, as this is how it was designed. If you can avoid it, never carry too much weight on your shoulders as this is a common cause of spinal injuries.

11 Adjusting & Fitting Your Pack

However, if you are scrambling through some rough terrain then you can loosen the load lifters and place some of the weight back on your shoulders, this will increase the contact area between your pack and your body for a bit more stability.



Step four: Now buckle up the sternum strap across your chest and pull it snug. You will notice it stretches, we have placed an elastic behind it, which will allow you more freedom of movement and easier breathing. We found over the years that breathing was quite valuable when hauling a 60 pound quarter through the woods.

Step Five: You are almost home, so hang on. Place your thumbs on the shoulder strap adjustments at the bottom of the shoulder straps and slightly loosen them. Once again snug up the sternum strap to take care of any excess slack.(4)

Step Six: Call your wife in the room and let her see first hand how “fly” you are in your new Badlands pack. If this does not rekindle those lost sparks see a marriage counselor.

Helpful Hint: Before performing step six, be sure to loosen up the hip belt, it will make your gut look smaller.

PLEASE NOTE: Before you head off into the hills, load your pack and take a short walk. As Murphy’s Law states, “anything that can go wrong will happen at the least opportune time.” This case being two hours into your hunt. So make sure everything fits correctly and feels good. If not, call us and we will tell you

“to return to step one” (just kidding). If something feels wrong, 98% of the time it is a minor adjustment that we can help you out with over the phone. So call us toll free at 1-800-LEARN-TO-READ or 1-800-386-7839. Operators are standing by.

FITTING YOUR PACK WITHOUT AN INTERNAL FRAME: (Superday, Ultimate Day)

Because these packs are designed to be smaller in capacity they are naturally shorter and therefore must be adjusted correctly on your back to perform as designed. The thing to remember here is that women and men carry weight differently: A woman's center of gravity is more towards their abdomen, while a man's is up towards the shoulder blade region. So if you are female loosen the shoulder straps so that the main body of the pack is close to the center of your back. If you are male then pull the shoulder straps so the pack rest about 2 to 3 inches below your shoulders. This adjustment will allow for good upright posture and the ability to carry more weight comfortably. Please note: everyone is different and these are simply guidelines, so don't cave into peer pressure and follow them exactly. A slight variance is fine if it makes things more comfortable.

Next is the hip belt. In a perfect world (ours anyway) once you positioned the shoulder straps, the waist belt should be at roughly the center of your hips. However, if you have a very long or very short torso, this is not always possible. If you have a difficult time getting the hip belt in position, make a small adjustment on the shoulder straps to either raise the belt or

lower it. Remember, day packs carry less than internal frame packs, so a little compromise would not hurt in this situation. Your Badlands pack will still outperform any other pack on the market in this category.

Frequently Asked Questions

Q: HOW FAR SHOULD THE HIP BELT WRAP AROUND MY WAIST ?

A: The rule is: the more waist belt you have around your hips the greater the area there is for the weight to be distributed. Ideally, you want about a 4 inch gap between the foam sections of the belt.

Q: HOW FAR SHOULD THE SHOULDER STRAPS GO UNDER MY ARMS?

A: For a perfect fit you would like a minimum of 2 inches of the foam section of the strap to go below your arm pit. Any less and you will create pressure points in the shoulder area. Having the straps be a bit long does not cause any ill effects, however they should not bottom out to where they cannot be tightened any further.

Q: I HAVE DONE EVERYTHING IN THE MANUAL AND STILL CANNOT GET A PROPER FIT. WHAT SHOULD I DO?

A: As part of our warranty we will modify the pack to try and get you the best fit possible. However, please understand there are limits to how much a pack can be modified, but you can be sure after we are finished it will fit you better than any other day pack out there. Just give us a call, and we will perform the modifications for free. The only catch is we ask that you pay the shipping.

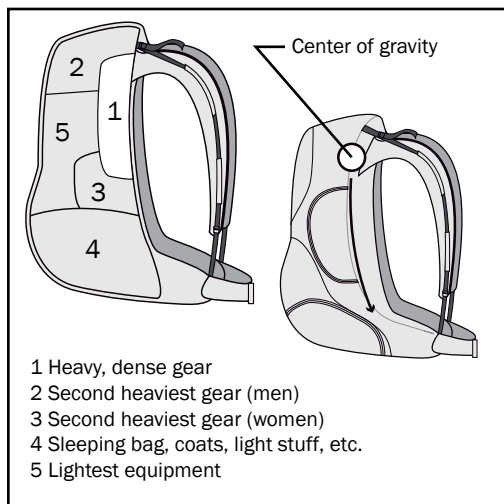
Q: WHEN I RETURNED HOME THE OTHER NIGHT, I CAUGHT MY WIFE LETTING ANOTHER MAN TRY ON MY BADLANDS PACK. HOW SHOULD I HANDLE THIS SITUATION?

A: Wow, this is a difficult problem indeed. First you must make it clear to her the pain you are experiencing and that this breach of trust cannot be tolerated. We are usually firm advocates of forgiveness but in this case, simply make sure none of your other hunting equipment has been soiled. Then go to your mother's for a few days to sort out your feelings.

Load Your Pack Properly

The key thing to remember is you can't fight the basic laws of physics (however, you can sure "F" with them). The fact is at anytime during a hunt you can be carrying weight equivalent to that of sofa, so it is important to try and keep the heavy weight as close to your body as possible. The further the weight moves from your body the heavier it feels and the more difficult it is to control. So when carrying your

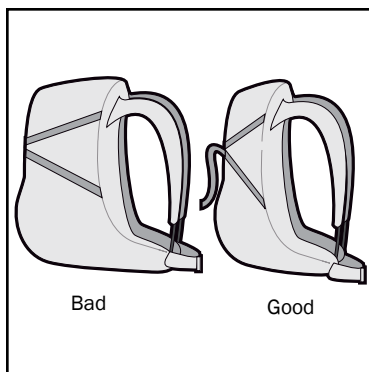
gear, place heavy, dense items towards the front of the pack next to your back and as close to the height of your shoulder blades as possible (if you are a guy). If you are a woman, place the weight as close to your abdominal region as possible. When hauling out quarters or your out of shape hunting buddies, we recom-



mend that you take out your gear and place the quarters in the pack (leave your buddies behind and tell them you will send help in a few days).

If you are too far from civilization and making two trips does not seem like a viable option at the time (one to haul your game and another to go back and get your gear) then arrange your equipment inside the pack so it is as flat as possible. Remove any items, which are light and bulky. Now strap the meat to the outside of the pack and cinch down all the compression straps as tight as possible around the quarter. Try and keep the load as high on the pack as you can. Then place your light, bulky items on the outside of that. This will make the best of a not so great hike out. **Please Note:** Each pack model has a specific design which will allow it to carry additional cargo. Remember: a grown man crying can be embarrassing for everyone in the group, so suck it up and hold your chin high little hunter.

Even if things did not go as planned and you end up only carrying gear, be certain to utilize the external compression straps and pull them as tightly as you can. Their function is to control the load and keep the pack flat and thus close to your body. Remember you will spend a lot less energy carrying a flat pack than one which is cylindrical.



H y d r a t i o n

Drinking plenty of water **is not** one of those silly trends that will pass. If you want to keep your energy levels up and your body functioning properly you should be drinking at least 4 to 6 ounces of water every hour. Beer and whiskey do not count (unless of course it is a very good brand).

For staying well hydrated we recommend a water bladder. First it has a larger capacity than most bottles and is far quieter. Second, we have spent a lot of time in the field watching ourselves, as well as other hunters. When somebody is carrying water bottles not only are they making a lot of noise by splashing around half empty bottles, but protocol always seems to be “when we get to ridge let’s take a break and look around.”

Unfortunately, by then you are most likely on your way to dehydration. With a water bladder not only are you walking with the utmost stealth (since the bladder is concealed and insulated), you will get in the habit of drinking small amounts in more regular intervals, which is exactly what you should be doing. The body

can only absorb so much water at a time, so loading up and drinking more, less often, just turns most of the liquid into waist, and the only thing you will want to do is find a tree.

TAKING CARE OF YOUR HYDRATION BLADDER:

After each use dump out any water left over and leave the lid open so the bag can air out. The next time you use the bladder, it needs to be cleaned. This can be done by a small amount of bleach. Swish it around then thoroughly rinse the bag with hot water. The bleach is basically nothing more than chlorine and will kill any bacteria that has begun to develop. You can also fill the bag with boiling water. Note: if you use the boiling water technique, please do so under your wife's supervision, as we do not want you to burn your trigger finger.

If the Mrs. will not let you use the stove fill the bag and throw it in the microwave for a about 60 seconds this should do the trick. However watch it carefully; we will not be responsible for any hydrogen bombs going off.

T h e B a d l a n d s P a c k s

Before we start talking about our packs please note that contrary to popular belief, not every pocket on every pack was designed with an absolute specific purpose. Yes we had certain ideas about what it was to be used for. However, hunter's styles and the choice of the gear each person carries is highly subjective and, therefore, sometimes you are just going to have to put things where it makes sense.

THE NANO

Overview

So you chose the Nano fanny pack. We commend you for your ability to restrain yourself from carrying too much gear (sissy). This fanny pack represents the cutting edge when it comes to messing with gravity's head. It is thin and rides close to your body so you will never experience any sagging or shifting.

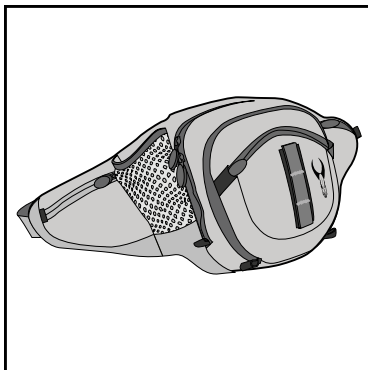
Suspension

The Nano also has the new Badlands Airtrack suspension, which will keep you cool and comfortable all day. If you look closely at the

foam it is perforated allowing air to freely transfer between you and the pack. You will never find that attention to detail on other brands.

Special features:

It was designed for quick trips and scouting and has enough organizational pockets and pouches to allow you to feel like you are in control, if even for a brief moment. The rear pocket folds down like a glove box and will give you an exceptional view of all your gear. So who cares if your buddies say you have a small one; your skill in using it is what counts.



THE MONSTER FANNY: _____

Overview

So you are the “more is better” type, eh ? Well, you came to the right place. The Monster fanny is the quintessential hunting fanny pack. In order to keep all this carrying capacity in check, we have equipped it with several safety features.

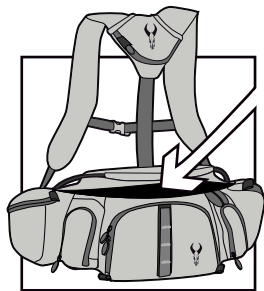
Suspension

The first is a gnarly set of shoulder straps in order to help distribute the load. However this is where it gets good. Unzip the small

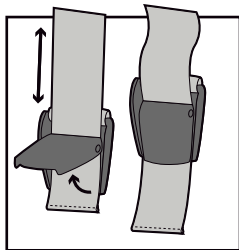


21 Badlands Packs

pocket located on the shoulder strap yoke and voilà—out rolls a mesh bag, which is designed to hold a 100 ounce water bladder. Loud, inefficient water bottles just became the other guys problem.



Second is another Badlands exclusive, it is what we call the Flex Frame. It is a rod made from a material called Delron, which encircles the entire pack. The purpose of this frame is to help stop even the most insane loads from sagging down your butt. It acts like a spring; the more weight you put into it the more tension is placed on the Delron and thus the more it wants to spring back to its original shape. You will definitely notice the difference in how it carries compared to traditional fanny packs.



Third is the suspension and probably the most important. This is the molded foam which wraps around your body. Take a closer look, the waist belt has been molded in such a way that it actually cups around your hip bone instead of riding on top of them.

This design provides the ultimate in control and comfort. The belt has also been pre curved and contains multiple densities of foam, which stiffen it up so the belt can actually support the load (interesting concept, which nobody else has seemed to pick up on).

Special Features

“Where do I start?” is probably the best question. With its eight pockets, built in hydration system, and adjustable shoulder straps this fanny pack is the epitome of special features.

THE SUPERDAY:

Overview

If being organized gives you a warm, fuzzy feeling inside, you and the Superday are going to hit it off just grandly.


This pack's 13 pockets will accommodate even your most sadistic compulsions to have everything at your fingertips. Once the Superday has had a chance to fully digest your old pack, you can commence trying it on. With a day pack of this capacity it is going to be a bit shorter in length. However you still want to get

the waist belt adjusted as closely around your hip bones as possible. If you are taller, this will mean loosening up the shoulder straps a bit more than usual.

Note: Occasionally, we have customers with difficult fit issues who e-mail us photos of themselves wearing their packs. From there it takes all of two seconds to tell you which way to go.

Suspension

The Superday features our state-of-the-art molded foam suspension—still one of the best ways ever developed to carry loads. Sure there



are other companies that have tried to replicate this system, however they totally missed the point. They did it because it looks “techy and cool.” The reason we did it was to provide you the best fit possible. That is why when you look closely at the foam on your Badlands pack it is three dimensional.

Others who have tried to replicate this simply take a sheet of cheap foam and squish some lines into it. We actually use extremely high performance (and very expensive) EVA foam which will not only outlast theirs 5 to 1, but it is twice as comfortable and will begin to mold to fit your body’s exact curves as it breaks in. What that means to you is no hot spots, pressure points, or sore muscles.

Special features

As with all Badlands packs the Superday accommodates a 100 ounce hydration bladder. To install the bladder (which is available from your dealer) simply fill the bladder with water and drop it into the pouch, which is at the front of the pack next to the foam suspension. Then run the hose up along the pack and have it exit through the fabric flap on the shoulder strap.

The Superday also features a bow belt, and a side arm holster (located between the side pocket and the hip belt). If a side arm is not enough there is also a riffle scabbard, which zips out of the pouch located below the rear pocket.

THE HYPERVENT:

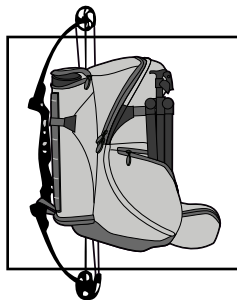
Overview

All we can do here is commend you for your excellent eye, for spotting and purchasing the most technologically advanced pack ever built... period. It is 30% lighter than other packs in its size category, yet has the ability to carry insane amounts of weight. The Hypervent really epitomizes what Badlands is all about, and pushes the envelope of what is possible all the time.

Suspension

The Hypervent features an hour glass aircraft aluminum frame system which arcs in such a way as to allow over 600 cubic inches of fresh air to pass between you and the pack. Now take a look at the shoulder straps, which are perforated, thus allowing the passage of cool air as well. This system greatly reduces the build up of energy-robbing heat. Not to mention sweat stinks, and we have yet to find an animal which enjoys the smell of a human bustin' a sweat in order to track him.

You will also notice that this pack has a secondary frame system to allow it to hold a perfect shape, thus making it quite easy to access your gear under any circumstances. This secondary frame is made from a material called delron, it is super light and super strong and does the job for which it was intended better than anything we have found. The frame in this pack also allows you to transfer the load you are carrying to any part of your body that you wish. See the section on "Properly fitting your pack" where we talk about "the load lifter straps."



Special features

Reducing body heat by thirty some odd percent would put most companies on auto pilot for the next ten years. However, that is not how we party around here. The Hypervent also features an expandable spotting scope pocket (to put the Pocket into “expansion mode” un-zip the bottom). The Hypervent will also carry a bow either on its side or back, whichever works best for you. The special bucket top design makes it super easy to load and see your gear as well.

THE DIABLO: _____

Overview

In Spanish Diablo means “Pissed off Bull” (Although, we are pretty sure that is a rather loose translation, but you get the idea). We are not sure the name fits since it is going to make you anything but.

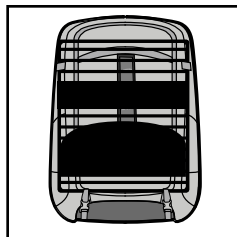
The idea behind this pack was to see just how far we could go in what we like to call “power to weight” ratios. The rule of this formula is (or should we say “used to be”) the heavier an empty pack is, the more cargo and weight it is capable of carrying comfortably due to the fact that additional support is usually attributed to the added weight . Meaning a pack that weighs 7 pounds dry should be capable of carrying loads of around 65 pounds without self destructing, which is approximately a 9Xs ratio. Our 4500 held the record with a ratio of about 11Xs.

By incorporating the newest, lightest, and

strongest materials available (not to mention some brilliant engineering), the Diablo hit a ratio of 15X, meaning this pack weighs less than three pounds, yet is capable of sustaining loads of 45 pounds plus. Put that in your pipe and smoke it...

Suspension

The Diablo utilizes another version of our Hypervent frame system, which is based around 2 heat hardened stays. These act like springs when placed under tension. The result is the absolute best circulation of cool air ever to pass through a pack—actually the only cool air ever to pass through a pack before the Hypervent. The shoulder straps are also a Badlands exclusive. These little gems are what we like to call “seamless technology,” which means just that. There are no seams in these straps, therefore, there is nothing to dig into your shoulders. As a matter of fact, we are quite confident you will forget you are even wearing a pack. Another feature of the Badlands seamless shoulder straps is they are tapered. This special tapering causes them to become gradually thinner at about the halfway mark making for much easier arm movement, smooth effortless bow drawing, and incredible comfort. The waist belt is also perforated to allow for maximum air circulation.



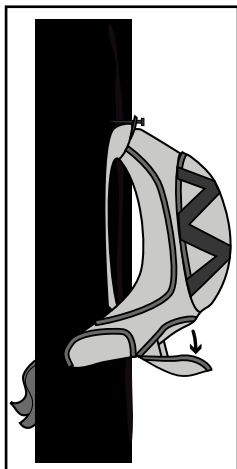
Special features

A unique drop down pocket we like to call the “Glove Box,” which is perfect when your pack is hanging up, but you still need to access certain gear. It weighs under 3 lbs. and features the new, ultra-light Hypervent System.

ULTRA DAY PACK: _____

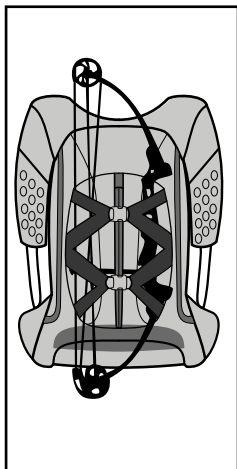
Overview

Yes our packs are sleek and fast and amazingly sweet to carry. However there are times when you just need a “tool box with shoulder straps.” Well we got your back. The Ultra Day pack has so many pockets it is border-line ridiculous. What is not silly though is when you are in your tree stand and everyone of then are facing the same way giving you access to all you gear while the pack is hanging. Yes, we dare say this is the ultimate Whitetail pack. Tree steps, grunt calls, hydration, whatever you need is right there right then. All of these pockets also have our Badlands mesh junk catchers, and anything that did not stay where you originally put it will be contained when the pockets are opened.



Suspension

The Ultra Day also has the new ultra-light Hypervent system on it, which is certain to give you the coolest and most comfortable ride you’ve ever had. With the Ultra we scrapped the larger hip belts so the pack could be easily strapped around a tree and wearing it while riding your ATV is very easy on the hips. The shoulder straps are extra long to accommodate taller folks as well.



Special features

The Ultra Day is just what the name implies; there are a bajillion pockets for everything. The rear of the pack also features a possibles pouch with a water proof zipper as well as a Hypalon hands-free bow belt, which is strong enough to

hang from (but don't). This pack also includes our "Bottom Glove Box" pocket for the ultimate in organization capabilities.

THE 2200: _____

First off, we just want to know...are you a famous guide, or some sort of Grand Slam record holder? Well, even if you are not you have the eye of one, because you just gravitated towards the pack that is worn by more guides and professional hunters than any other pack in the world...period.



The 2200 has spent the last 12 years on every continent in the world proving that when it comes to serious hunting, nothing even comes close. This pack is rigged not only to hold a bow, but a spotting scope, a tripod, a rifle, a tree stand, and just about anything else your devious hunting mind can think of. Oh, we know what you're doing right now. You are trying to think of other packs you have seen that will carry the same.. So go ahead we'll wait..... Couldn't do it, could you? As a matter of fact, if you can find any other pack on the market that will perform half the duties that the 2200 will and do it half as well we will go purchase that pack along with an airline ticket and will fly to where you are and personally deliver it to you and that is no joke.

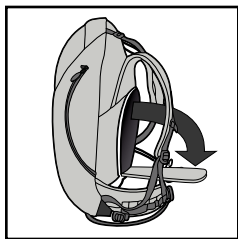
Suspension

When we so boldly mentioned above that there is not a pack in the world that even comes close, we were not just talking about a bunch

of pockets with shoulder straps sewn to them. We were telling you about the most extremely engineered suspension on the planet.

The 2200 has two T-6 aircraft aluminum stays. This actual aircraft aluminum is not the stuff they use to make lawn furniture with. Every part of the pack which touches your body is molded to fit you shape exactly, like two parts of a puzzle. Novel concept eh? However, at then end of the day when all your hunting buddies are sitting on some tree stump looking half spent because they were to cheap to throw down for the real thing, you will see first hand the benefits of doing this.

Special features



How many times have you been walking down a trail when you wanted to shed a layer of clothing or grab your range finder (or anything else for that matter), but didn't because it was such a pain to stop, take your pack off and dig through it? Or worse yet—you are hunting with someone who is stopping every 5 minutes to get into their pack? You know who you are.

With the 2200 those days are over. That's right. With this pack all you have to do is loosen the belt and spin it around in front of you and BHAM, the suspension unzips and allows you access to all your gear instantly without ever having to take the pack off or stop walking.

As a matter of fact, the only down side to this feature that we have ever found is that you can no longer play the, "I need to get something out of my pack" card as an excuse to catch your breath.

THE 2800: ---

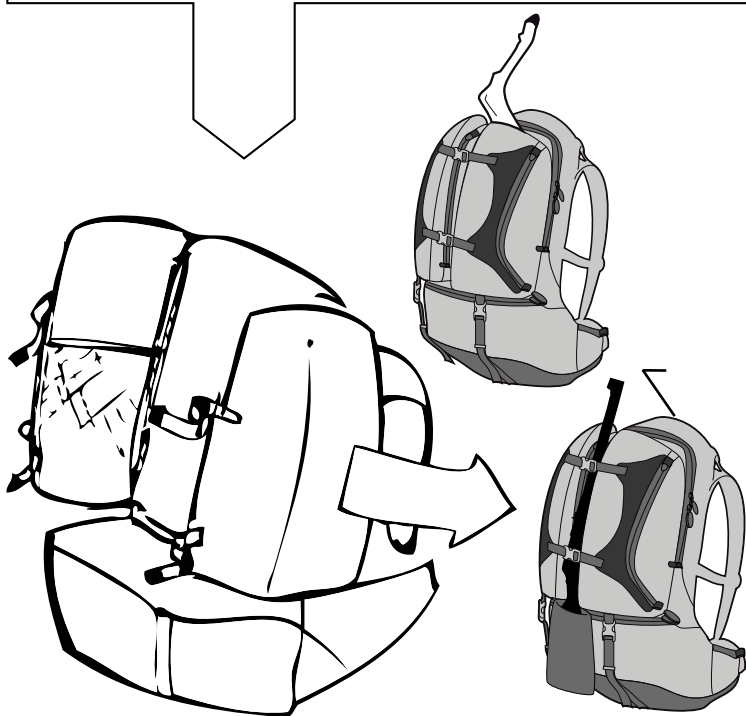
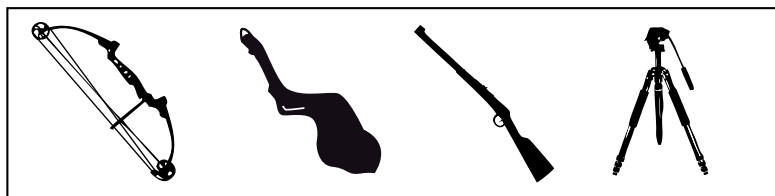
Overview

If old Charles Darwin himself had to carry a pack, we guarantee it would be the 2800. This pack is evolution in progress and every generation it just gets better and better.

It started out years ago with some guides we knew from Alaska that were smart enough to realize the benefits of carrying internal frames instead of those heinous and heavy externals. However, they needed to carry meat and a lot of it. Subsequently they showed up on our door steps and presented their problem. See, the issue was how could they carry out more than they came in with, without having to leave gear behind, which could mean making two trips and adding twice as many miles to their day.

What we built then was a rather crude internal frame with some special wrap around pockets, which allowed them to carry their basic gear. However when you released two buckles the pockets folded out of the way allowing them to strap hides, horns and quarters directly to the frame then fold the pockets containing the tools of their trade back around the animal to help stabilize it and allow them to make only one trip. A very cool system indeed. However what about the rest of us who most of the time just need a regular pack? Well you are looking at the answer. The new 2800 is versatile enough to be a great all-round pack, however holds all the DNA from its original concept to make carrying even the weirdest loads quick and comfy.

31 Badlands Packs



2800

The Suspension

When there is a possibility that you will be carrying huge and unwieldy loads nothing says “I’m screwed” like a cheap pack with no suspension to help bare the burden. And we’re gonna tell you that we have never met anyone who thought they were so smart at the cash register who would not gladly write a check for the money they saved when they get to a point where their pack has to perform. But we all know by then it is to late.

That being said we made the 2800 with one of the finest internal frame systems ever produced. Start with a foundation of a high density polyethylene frame sheet which creates a surface that will hold its shape under any conditions. This feature is particularly important when carrying bulky or oddly shaped loads, because it causes the cargo to take the shape of the pack instead of the other way around, thus keeping everything against your back smooth and comfortable. Down the center of this frame sheet we added a single T-6 aircraft aluminum stay which will transfer the load directly to your hips and will allow you to perform enormous feats of strength. To finish this masterpiece off we added a molded foam back piece and hip belt.

Special features

The 2800 offer you a main pack section which is about 1200 cubic inches, two outer compartments which are 975 cubes, and a sleeping bag compartment measuring out at 745 cubic inches. Add it all up and you will realize how

badly we suck at math. However in its original form it was closer to 2800.

This pack also has a built in rain flap, a gun scabbard, and a multitude of storage options, which include a bow, tripod, water and much more.

THE 4500: _____

Overview


This pack remained the same for almost 10 years, and that is not because we were lazy. Every time we went to make improvements we couldn't find anything wrong.

The 4500 started its career as a pack for guides taking people to the top of K-2, Everest, and Denali. So it has a long heritage of being able to carry insane loads while remaining nimble and perfectly balanced. Combine this with all of its hunting specific features and the most technologically advanced suspension ever designed, and you will see when it comes to being self contained and humping huge loads, the 4500 has no equal, in any industry or at any price. This year we took the opportunity to make this pack hold a spotting scope, a rifle, and a tripod with great ease and convenience. We added a few additional pockets and made it even more bomb proof than ever.

The coolest thing the new 4500 received, was its new outrigger pouch. This is a 2,000 cubic inch mesh bag that tucks away into its own compartment until it is needed. And when will you need it? As soon as you need to haul



To tighten:



To Loosen:

out the trophy of your dreams... Here is how it works: you have just dressed out everything, and it is time to hit the trail. However you scratch your head and think, “#*&%\$ how am I going to get all of this out of here?” That’s when you grab the magic zipper and release the outrigger pocket. You then take all of your clothes and gear, which are far lighter than capes, horns, or meat and load it into the mesh bag. You then take the quarters and place them inside the main pack close to your bodies center of gravity. You then kiss your knees good bye and start walking. PLEASE NOTE: this pack does not come with tissue paper for drying your eyes while you are sniveling like a school girl. You will have to bring that from home.

Suspension

How does one use enough superlatives to describe The Mona Lisa, The Pyramids, The perfect shot at that buck you have scouted all summer ? Well sometimes it is more a feeling than it is words and the 4500 is no different. The suspension in this pack does all the talking necessary while you are wearing it, even under the most extreme conditions.

When designing the suspension for this pack we knew simply using traditional materials would not suffice even if they were of the highest quality available. So we started from scratch. We searched for two years to find the substance that simulate human spine as closely as possible, because that is exactly what a good frame should do (bypass your back and bare the load). We settled on a material Polycarbonate. This is amazing stuff. It is 30% lighter than aluminum,

yet twice as strong, and when molded into the correct shape it flexes torsionally like the human spine, yet is extremely stiff longitudinally and supports any load your legs can.

To keep things nice and flat against your back we have added an HDPE frame sheet which also helps to distribute loads. The shoulder straps are the best in the industry and are adjustable for fine tuning the fit. The back pad and hip belt have also been made from molded foam, which has been shaped to emulate the human form, for a perfect fit.

Speaking of fit the 4500 is sized to ensure that it is perfect for your body shape and torso length.

SIZING:

Torso Length:	Waist size:	Pack size:
17" to 19"	30" to 34"	Medium
19" to 21"	36" to 42"	Large

Note: if you are taller, yet skinny, or shorter, yet fat, waist belts and shoulder strap can be interchanged.

Special features

The 4500 has it all, a top lid which turns into a fanny pack, a polycarbonate frame, internal and external compression straps, an internal meat shelf, side and belt mounted possible pockets, as well as spotting scope and tripod capabilities. The pack also features the industry's only sized and adjustable suspension.

Badlands
753 W 1700 S Salt Lake City, UT 84104
(800) 386-7839 www.badlandspacks.com